



EMORY
LIBRARIES &
INFORMATION
TECHNOLOGY

IT Briefing

April 21, 2016

North Decatur Building

4th Floor Auditorium

IT Briefing Agenda

- Security Update
- Canvas Pilot Summary
- SmartSheet Testimonial
- Radius / Emory Unplugged
- 25Live Update
- Derek Spransy
- Lee Clontz
- Patrick Maloney / Trisha Wilson
- Chris Alexander / Darrell Durggin
- John Wilson



Derek Spransy

Enterprise Info Security Lead, IT Security

Security Update

PGP Decommission

- The existing PGP full disk encryption service was retired **on March 31st**.
- If you end up needed a recovery token please send an e-mail to securityteam-1@listserv.cc.emory.edu



Windows 7 Hotfix for BitLocker and TPM 2

- Newer laptop and desktop systems are shipping with TPM 2.0
- Microsoft has backported support to Windows 7 **64-bit**
- You must apply this hotfix before deploying MBAM/BitLocker on a Windows 7 device with a TPM 2.0 chip
- The hotfix can be downloaded here: <https://support.microsoft.com/en-us/kb/2920188>

Quicktime EOL

- Apple no longer supports Quicktime for Windows
- Two recent critical vulnerabilities were announced for Quicktime that will not be patched as a result
- Please uninstall Quicktime from your Windows clients as soon as possible

New Additions to Enterprise Security

- Two new additions to the Enterprise Security team:
 - Natalie Bykova is the new manager of our Risk and Compliance group
 - Kenneth Blacow, also in Risk and Compliance, will focus on PCI DSS

Security Update

Questions





Lee Clontz
Manager,
Teaching and Learning Technologies,
Academic Technology Services

Canvas Pilot Summary and Recommendations

Backstory

2014 CSI Project



Blackboard

Canvas Peers

Institution	Current LMS	Website	Previous LMS
Brown University	Canvas	http://brown.edu/it/canvas/	Blackboard
Dartmouth	Canvas	http://sites.dartmouth.edu/canvas/canvas-learning-center/	Blackboard
Harvard University	Canvas	http://tlt.harvard.edu/canvas	iSites
Northwestern University	Canvas	http://www.it.northwestern.edu/education/learning-management/index.html	Blackboard
Stanford University	Canvas	http://gocanvas.stanford.edu	Sakai
University of Pennsylvania	Canvas	http://www.library.upenn.edu/news/1194	Blackboard
Yale University	Canvas	http://canvas.yale.edu/overview.html	Sakai
University of Texas at Austin	Canvas	http://www.utexas.edu/its/course-mgmt/index.php	Blackboard
Berkeley	Canvas	http://ets.berkeley.edu/bcourses/	Sakai



HARVARD
UNIVERSITY

Virginia
Tech



Berkeley
UNIVERSITY OF CALIFORNIA



Dartmouth



BROWN



Stanford
University



University of
Kentucky

Colorado
State
University



UNIVERSITY of
WASHINGTON

YALE



THE UNIVERSITY
OF IOWA



RICE



UNIVERSITY OF CENTRAL FLORIDA



Penn
UNIVERSITY of PENNSYLVANIA

Pilot Overview

82 courses

77 faculty

112 sandboxes/organizations

2,400 students

9 months

Faculty Feedback

74%

very easy to use

80%

support a move to Canvas

Faculty Quotes

“Things I like about Canvas: It is easy to use — i.e. the user interface is pretty intuitive. It is fast — file upload takes no time flat and making edits and other changes is not a time sink like it is for some OTHER LMS we know about. Creating assignments is a breeze, and there are multiple ways to do that.”

Student Feedback

56% very easy to use

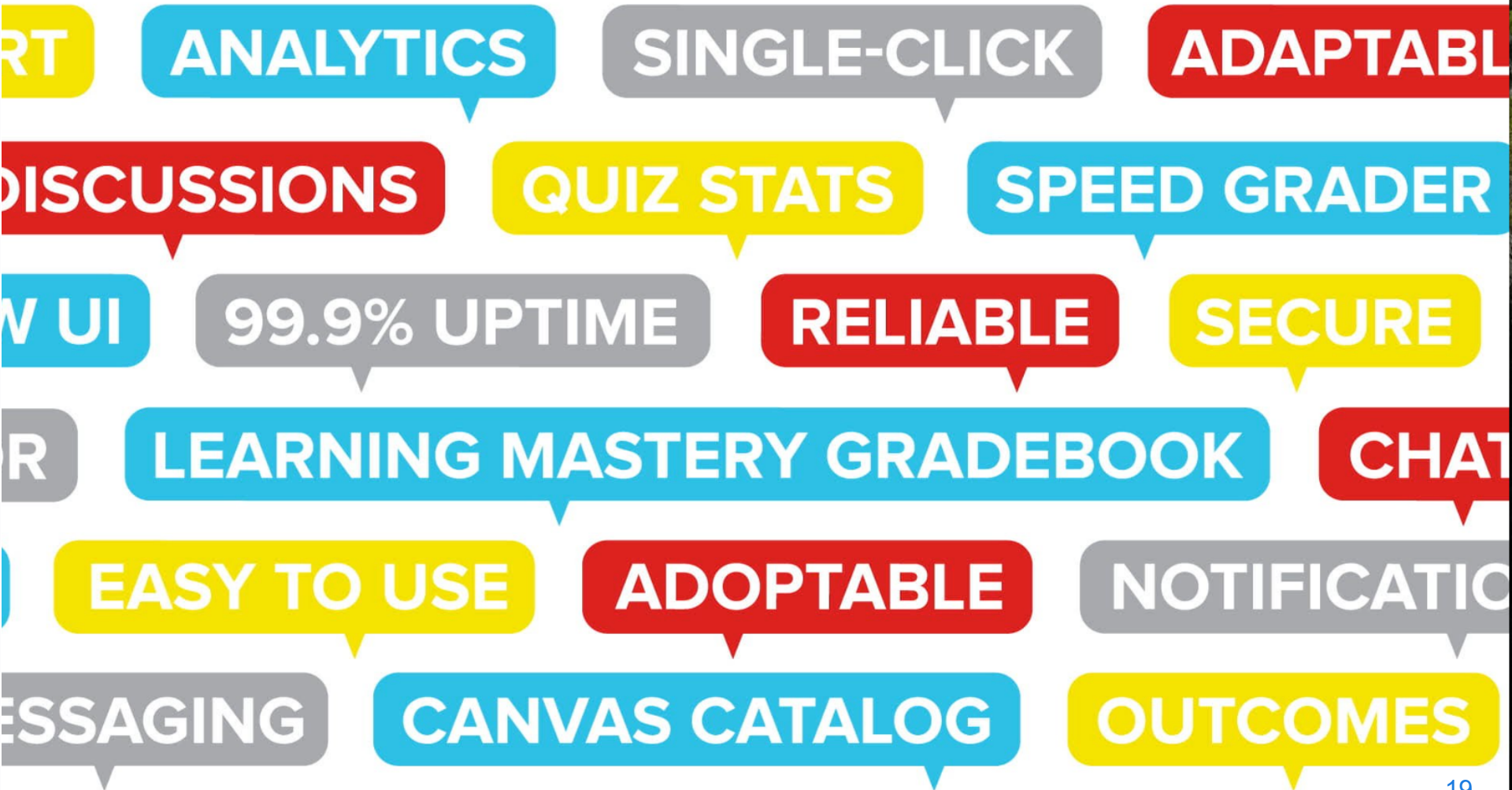
59% support a move to Canvas

Student Quotes

“Blackboard is not intuitive and it takes a long time to find assignments or documents that have been posted by professor. This LMS is much more intuitive and easy to navigate.”

Technical Review

Native Cloud





Log in to follow, share, and participate in this community.

SEARCH FEATURE IDEAS...

WHAT ARE YOU LOOKING FOR?



Click on a phase to see all ideas currently in that phase

[Click here to learn more about idea stages and voting process...](#)



SHARE A NEW IDEA

First time sharing an idea? [Click to learn more.](#)
(NOTE: you must be logged in to submit an idea)

SORT BY: Users

- Administrator
- Instructor
- Observer
- Student

SORT BY: Interest Groups

- Higher Education
- International
- K12
- Mobile



SORT BY: Features

- Assignments
- Discussions
- Quizzes
- More Features...




Opened for Voting on Mar. 2nd

All Ideas Opened for Voting



Closing for Voting on May 4th

LTI & API




Onedrive for Business

Enables students to submit homework for assignments from their Institutions OneDrive account.




Box

Allows box embed functionality to be used with Canvas.





Ares

Ares is a complete reserves management solution featuring robust copyright management, integration with a variety of e-Learning environments, and the ability to accept a wide variety of file




Piazza

Piazza is a new style of discussion/Q&A site with a focus on educational institu...



VeriCite

VERICITE IS A SIMPLE AND COST-EFFECTIVE WAY TO DETECT PLAGIARISM. WITH VERICITE, INSTRUCTORS CAN TACKLE PLAGIARISM WITHOUT MAKING IT A PRIMARY FOCUS OF THEIR

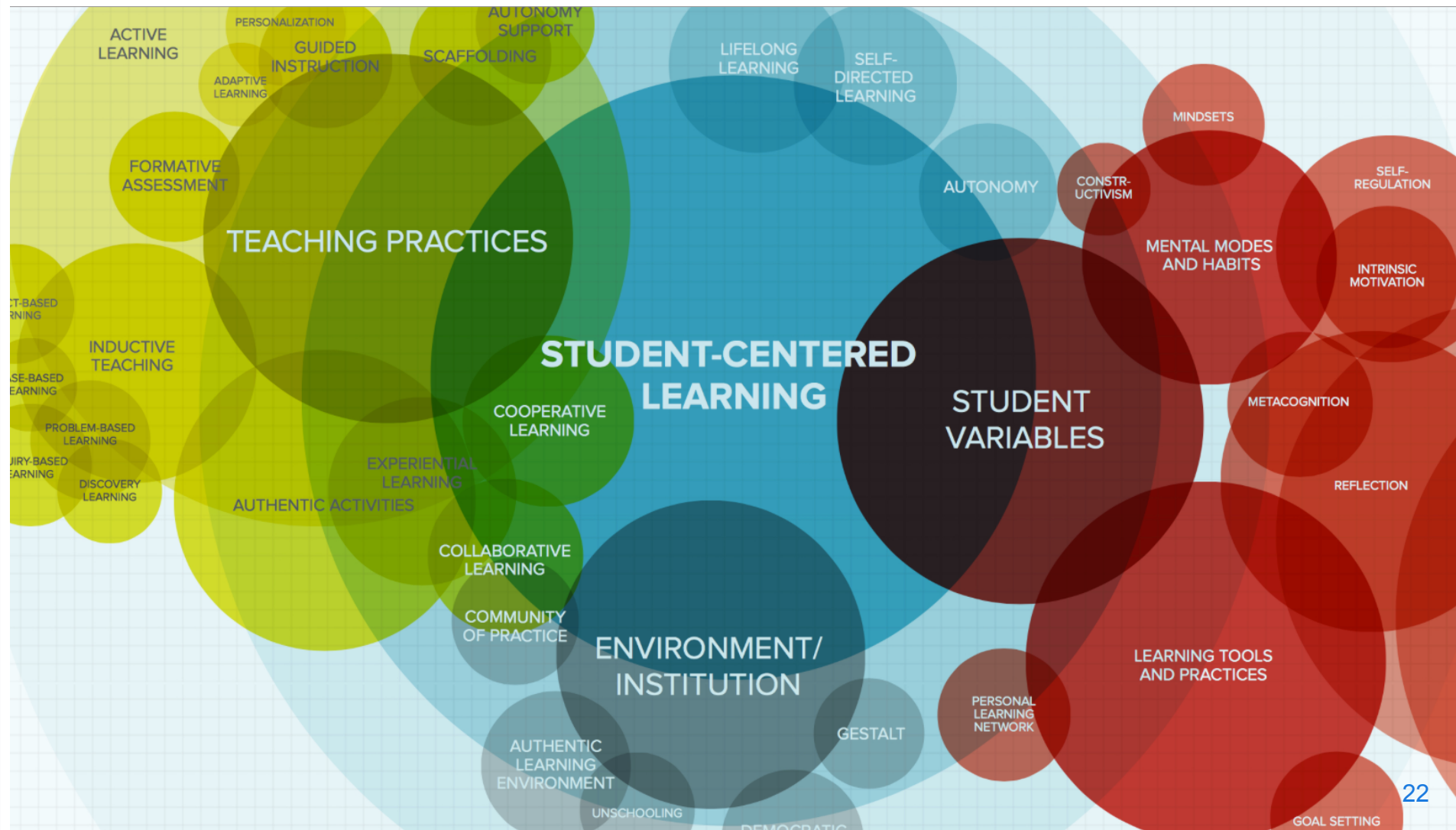


echo360

The EchoCenter is a content portal used by Echo360 faculty and students to acces...



Functional Review



Help ×

- Ask Your Instructor a Question**
Questions are submitted to your instructor
- Search the Canvas Guides**
Find answers to common questions
- Report a Problem**
If Canvas misbehaves, tell us about it
- Canvas Support Hotline**
844 765-2516
- Chat with Canvas Support**
Live Chat with Canvas Support!
- Ask the Community**
Get help from a Canvas expert
- Submit a Feature Idea**
Have an idea to improve Canvas?

Recommendations

- Adopt Canvas as the campus Learning Management System.
- Develop and communicate a comprehensive LMS transition plan that targets all new course sites using Canvas by Fall 2017.
- Create and document a best practices course gallery, complete with course templates to facilitate exemplary course design.
- Develop processes and practices around the evaluation and adoption of LTI tools and API connectors that extend the Canvas product.
- Secure Instructure Tier 1 support to provide 24/7 support for faculty and students for the duration of the transition/implementation.
- Outline options and best practices for organizations (non-course) use of Canvas, with guides and links to other campus solutions as needed (Box, Office 365 Sites, OrgSync, Canvas Groups, etc.).

Timeline

- Fully license Canvas June 1
- Renew Blackboard Sept.1, 2016 for full year
- Run both systems Summer 2016 – Summer 2017
- All OPUS courses will be created in both Blackboard and Canvas Fall 2016 and Spring 2017
- Blackboard will be unavailable beginning Fall 2017 (licensing expires Sept. 1. 2017)

Transition

Canvas pilot extended and expanded

Decision to be made in spring 2016

[Read More](#)



Frequently Asked Questions

Everything you're wondering about the pilot

[Read More](#)



Project Updates

Read the blog for news on changes and new tools and functionality coming this spring

[Read More](#)



Pilot Timeline

Learn more about our pilot rollout plan

[Read More](#)

The site includes updates about the Canvas pilot project, background information and project events at Emory University.

<https://scholarblogs.emory.edu/canvaspilot>

Video Tutorials

CANVAS AND CLOUD STORAGE

✍ By Samuel Timme 📅 March 21, 2016

Three cloud storage services are integrated with Emory's Canvas account: Box, OneDrive, and Google Drive. This video and the table below the fold explore which features work with each service.














CANVAS AND CLOUD STORAGE

By Samuel Timme March 21, 2016

Three cloud storage services are integrated with Emory's Canvas account: Box, OneDrive, and Google Drive. This video and the table below the fold explore which features work with each service.

The screenshot shows a web browser window with the URL <https://emory.instructure.com/courses/10236/pages/canvas-and-cloud-storage>. The page title is "Canvas and Cloud Storage". On the left is a blue navigation sidebar with icons for Account, Admin, Dashboard, Courses, Groups, Calendar, Inbox, and Help. The main content area has a breadcrumb "DEMO > Pages > Canvas and Cloud Storage" and a "View All Pages" button. A green "Published" button and "Edit" and "Settings" icons are also visible. The main heading is "Canvas and Cloud Storage". Below it is a table comparing features for Canvas, Box, OneDrive, and Google Drive.

	 Canvas	 Box	 OneDrive	 Google Drive
 Student Assignment Submission	✓ Yes	✓ Yes	✓ Yes	✓ Yes
 Share Content with Specified Users	✓ Yes	✓ Yes	✓ Yes	✓ Yes
 Share Content with Any Emory User	✗ No	✓ Yes	✓ Yes	✗ No
 Share Content Anonymously	✗ No	✗ No	✗ No	✓ Yes
 Use with Canvas Collaborations Tool	✗ No	✗ No	✗ No	✓ Yes
 Rich Content Editor Menu Button	✓ Yes	✗ No	✗ No	✗ No
 Links in Course & Personal Navigation	✓ Yes	✗ No	✗ No	✗ No

CANVAS TRAINING SESSIONS

 By Dina Warnock Thornton  February 12, 2016

Last month Instructure conducted a Canvas training session here at Emory. The recordings linked below reflect the topics that were addressed and are available for all Emory users to view.

[Introduction and Overview \(2:23\)](#)

[Calendar \(9:43\)](#)

[Modules I \(10:27\)](#)

[Modules II \(10:08\)](#)

[Discussions \(11:02\)](#)

[Assignments \(12:15\)](#)

[Quiz Settings \(10:44\)](#)

[Quiz Questions \(7:15\)](#)

[Grading I \(5:50\)](#)


[Grading II \(9:40\)](#)







[Navigation \(2:19\)](#)

Blackboard to Canvas guides

CANVAS COMPARISON


In the broadest terms, Canvas is designed to deliver a simple, transparent, and consistent online learning experience for students. Blackboard emphasizes instructor control and customization. This contrast is reflected in the facts that Canvas (a) allows students to access areas by default that Blackboard hides by default or calls for more clicks to find, (b) standardizes navigation menus across the courses, (c) organizes content in a more extended, less hierarchical style for quicker access, and (d) allows access to the same course content differently in several tools so students can choose the view they prefer. The table below compares and contrasts features in Canvas and Blackboard Learn 9.1 and links to relevant articles from [Canvas Community](#).

Click the  icon links to read more in Canvas Guides.


		Blackboard	Canvas	How Canvas is Different
Global Functionality	Notifications	Notifications	Notifications	Canvas can send notifications via text and mobile app push (in addition to Emory email) with varied frequencies. Canvas does not yet allow notification frequency to vary by course. 
	Messages	Send Email	Inbox (Conversations)	All messages in Canvas are centralized and stored in the conversations inbox <i>and</i> sent via notifications. Canvas users can reply <i>directly</i> to notification emails. 
		Course Messages		
	Calendar	Calendar	Calendar	Drag and drop functionality makes it easy to add or change due dates and event times. Assignment shells can be created from the calendar. 
	Appointments	N/A	Scheduler	Instructors can provision appointment blocks for individuals and groups directly through the calendar. 
	Media Recording	N/A	Record Media	Canvas allows users to record audio and video to embed in pages, posts, messages, and even grade feedback. 
Live Support	N/A	Help	Instructure provides round-the-clock help to users via phone, email, and chat. 	

Online Training


EMORY




Account




Dashboard




Courses




Groups




Calendar



Inbox



Help



SP16 Faculty Orientation > Syllabus

- Home
- Announcements
- Assignments
- Discussions
- Grades
- People
- Pages
- Files
- Syllabus**
- Outcomes
- Quizzes
- Modules
- Conferences
- Collaborations
- Chat
- Attendance
- Settings

SP16 Faculty Orientation

[Jump to Today](#)



Welcome to the Canvas pilot at Emory!

This online orientation will introduce you to Canvas features and functionality and develop your course-building skills for participation in the Canvas pilot project. It will walk you through each tool, indicating relevant guides in the robust support materials already created by Instructure. Each page contains: (1) basic information, (2) links to selected Canvas guides, and (3) embedded Canvas video guides. How you use the information on each page is up to you. If you prefer to learn by playing with the tools in your own course, skimming the basic information may suffice. If you prefer screen caps and text, the guides will be best.

Working through **one module per day** should set you at a manageable pace. We set due dates for the assignments to allow some wiggle room and to encourage you to pace your progress throughout the week.

Please note that several modes of assistance are available via the **Help** link in the universal navigation menu, including round-the-clock first tier support from Instructure. Give it a try.

There are also several ways to **contact us**, Teaching & Learning Technologies, during this orientation.

- Post in our [Comments and Questions](#) discussion so your fellow pilot faculty members benefit from and join the exchange.



Based on Brett Weinstein's photo [↗](#).
License [CC-BY-SA 2.5](#) [↗](#).

- Choose Home Page
- View Course Stream
- Course Setup Checklist
- New Announcement
- View Course Analytics

To Do

- 2** [Grade Assignment 3](#)
0 points • Jan 20 at 11am
- 2** [Grade Assignment 2](#)
0 points • No Due Date
- 5** [Grade 1c Basic Organization](#)
0 points • No Due Date
- 2** [Grade Try - Compose with Rich Content Editor](#)
0 points • No Due Date
- 4** [Grade 1b Basic Content](#)
0 points • No Due Date

[1 more...](#)

Edit Syllabus Description

<		March 2016							>	
28	29	1	2	3	4	5				
6	7	8	9	10	11	12				
13	14	15	16	17	18	19				
20	21	22	23	24	25	26				

Contents Notebook

Search This Course 🔍

Introduction

- Welcome 34s
- Overview of learning management systems 1m 44s
- Preview a Canvas course: Orange Valley Life Science 31s
- Using the exercise files 1m 7s

1. Getting Started with Canvas 2015

- Setting up a teacher account 1m 38s
- Navigating the layout of Canvas 1m 40s
- Completing your teacher profile 5m 30s
- Customizing notifications 1m 20s

2. Creating a Course

- Creating a new course 2m 3s**

The screenshot shows the Canvas user settings page for Mr. Schinkten. The browser address bar displays <https://canvas.instructure.com/profile/settings>. The page header includes navigation links for Courses, Grades, and Calendar, and a user menu for Mr. Schinkten with options for Inbox, Settings, Logout, and Help. The main content area is titled "Mr. Schinkten's Settings" and includes a profile picture and a list of settings: Full Name (Oliver Schinkten), Display Name (Mr. Schinkten), Sortable Name (Schinkten, Oliver), Language (System Default (English (US))), and Time Zone (Pacific Time (US & Canada)). Below this is the "Web Services" section, which explains that Canvas can integrate with other tools and has a checkbox checked for "Let fellow course/group members see which services I've linked to my profile". The "Registered Services" section shows "No Registered Services". The "Other Services" section lists "Google Docs" and "Skype" as available services to register. On the right side, there is a "Ways to Contact" section with "Email Addresses" (oschinkten@gmail.com) and "Other Contacts" (@messaging.nexter.com). A video player interface is overlaid at the bottom of the screenshot, showing a play button, a progress bar at 00:06 / 02:03, and volume and settings icons.

Best practices

📖 Example Courses by Subject

Created by Renee Carney on May 11, 2015 1:33 PM. Last modified by Renee Carney on Jul 27, 2015 9:27 AM.

Version 5

Arts and Media

English and Humanities

Health and Medical

Math

Sciences

Technology

Other

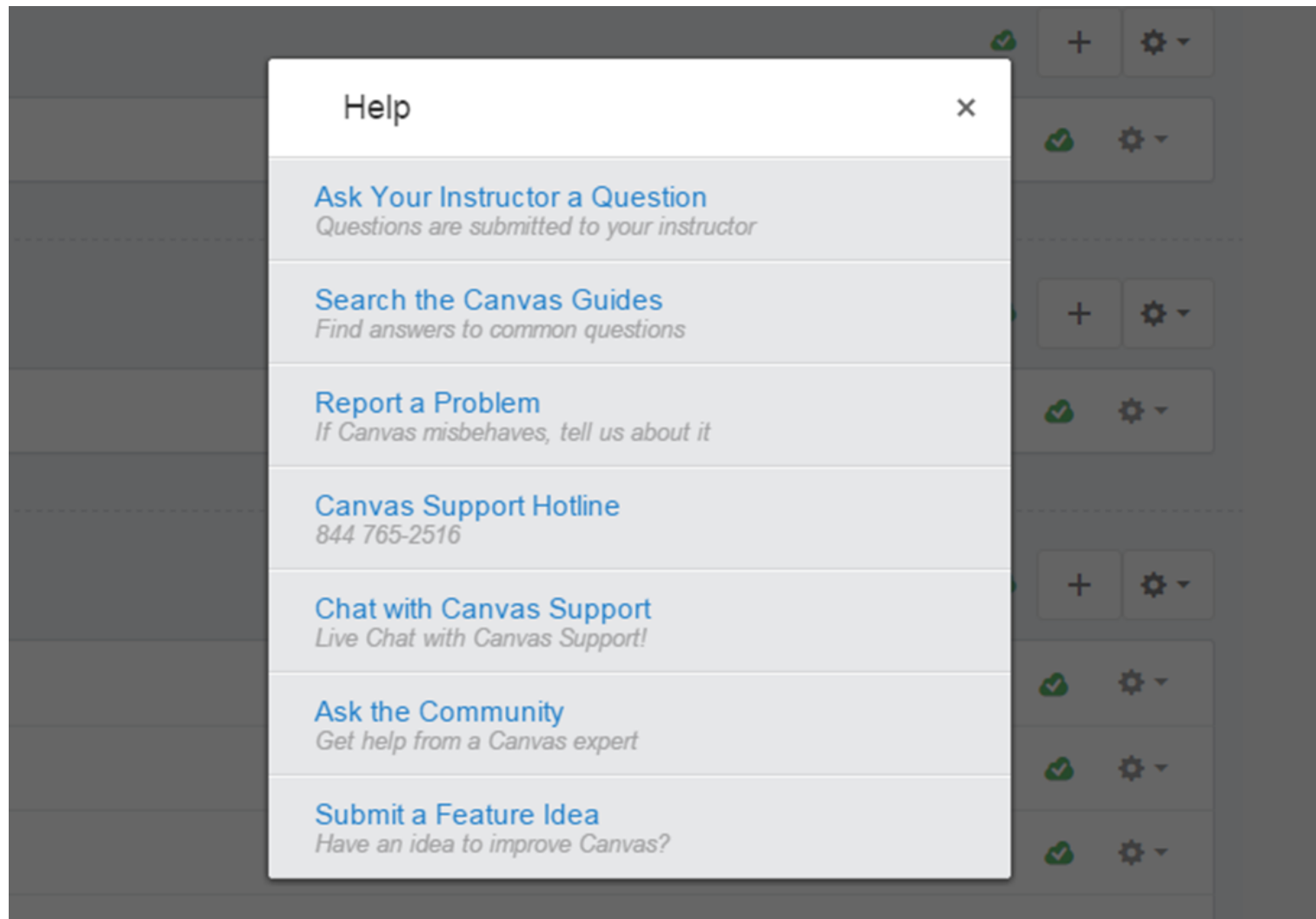
Arts and Media

Art Appreciation	This course functions as a fully online course for a Post-Secondary/Higher Ed audience. Designed with a simple, straightforward homepage to allow students to flow easily between modules. The Orientation to Canvas as the first module along with the Discussion board are some of the best features of this course. Introductions to each module model best practices.
Art Appreciation	An Open Source Self-Paced Course, this course is an exploration of visual art forms and their cultural connections for the student with little experience in the visual arts. It includes a brief study of art history and in depth studies of the elements, media, and methods used in creative processes and thought. (Canvas Network Course, Open Course Library)
Physics of Animation	This is an example of a course with a lot of course content and activities, but leverages modules to effectively organize content in a hierarchal structure. Physics of Animation is a course on the principles and concepts of physics relevant to animation and special effects.

English and Humanities

American History	This is an example of a 100% online, self-paced course. This course covers the major events in American history from the time of settlement to the end of the nineteenth century. Topics covered include early exploration, colonial settlement, the Revolutionary War, the Civil War, Reconstruction, and the Industrial Revolution. <i>This is a partial course.</i>
English 101	This is one version of English 101 - Freshman Composition. It was designed to be a master template for other instructors, filled with rubrics, assignments and discussions. This course is the study and application of the principles of college writing.
English Composition I	This course is designed to introduce writing, reading, and thinking skills necessary for success at the college level. (Canvas Network Course, Lumen Learning)
English 102	This course is the application and further development of writing principles covered in English 101. English 102 is a composition course designed to develop the student's ability to write sound and cogent arguments in several academic disciplines. Course work focuses on strategies for developing convincing evidence, with emphasis on critical thinking and library research skills.
Modern Mythology and Geek Culture	This course functions as a sample of a higher-ed blended or online course. The course shell can also be used as a demo for teachers who wanted to learn more about Canvas. One of the highlights is the extend in which it deploys the quiz tool - both in creating various types of questions, but leveraging it to create items such as release forms. <i>This is a partial course.</i>

24/7 Support



Canvas Day to offer opportunities to learn more about new LMS

January 12, 2016

UNIVERSITY PARK, Pa. — Penn State has begun the transition from ANGEL to Canvas, a learning management system (LMS) that offers students and faculty new ways to manage, navigate and access their courses online. The spring 2016 semester will be a ramp-up period to allow for the implementation of migration services, training resources, and initial integration of third-party learning tools.

In an effort to enable faculty and faculty support staff to learn more about Canvas via educational sessions and networking with those already using the new LMS, the first Canvas Day is taking place from 1-6 p.m. on Friday, March 18, at the Penn Stater Conference Center Hotel.

Canvas Day will feature a main presentation titled “Next Steps: Canvas Roadmap and PSU Deployment Strategy,” breakout sessions covering a variety of Canvas subjects, and an end-of-day social networking event. In addition, guests from Instructure, the people who bring you Canvas, will be available for answering questions and networking. By attending, you can get information you’ll need to get the most out of Canvas. To see the schedule for Canvas Day and register for the event, go to <http://symposium.tt.psu.edu/welcome-to-canvas-day/>.

SHARE THIS STORY



RELATED CONTENT

- [It's your Canvas, Penn State](#)
- [Designing Assessment Series focuses on Canvas](#)
- [Penn State studio infuses English department with technology](#)

TOPICS

- [Academics](#)
- [Administration](#)

Canvas Pilot Summary & Recommendations

Questions



Patrick Maloney
IT and Project Manager, Yerkes
SmartSheet Testimonial

PM-COP Presentation

<https://www.youtube.com/watch?v=ocqSka2IkEE>

SmartSheet Testimonial

Questions





Chris Alexander

Enterprise Messaging Sys Administrator III

Darrell Durggin

Enterprise Middleware Admin III

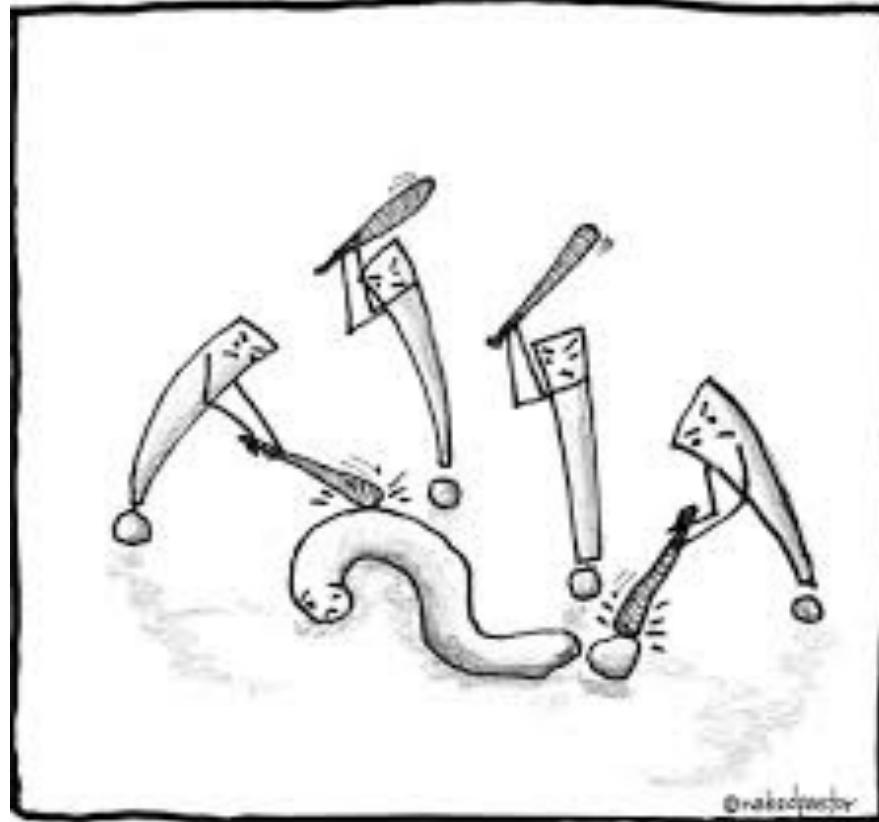
Emory Unplugged/SSL Certificate Upgrade

Emory Unplugged/SSL Certificate Upgrade

- Security Certificate needs to be updated
- Moving from SHA-1 to SHA-2
- Devices *may* need to accept new cert
- Connect-a-thon held on March 7th and 8th.
 - All devices tested worked with no issue
 - Devices included IOS, Android, etc.
- Scheduled for the day after Commencement – May 10, 2016 at 6:30 am.
 - CAB Review/approved
 - Email communications going out between now and change.



Questions?





John Wilson

Senior Manager, Business Systems, Enterprise
Applications

25Live v26 – What's new?

25Live v26 – What's new?

Mobile

There's a brand new mobile web application featuring a clean, intuitive design. The new 25Live Mobile has increased functionality with:

- *Responsive Design*
 - The web applications automatically adapts to fit any size screen on a variety of browsers and devices.
 - The new design allows your customized header image and color from the main 25Live application to be used in 25Live Mobile.
- *Faster Location, Event, and Resource Searches*
 - You can access saved searches, starred items, or search for locations, events, and resources by keyword, sort and filter results, and reserve right from your results list.
- *Easy to View Event, Location, and Resource Details*
 - You can view location, event, and resource details, including map options for locations with associated latitude and longitude, event occurrences, and resource stock totals.
- *Streamlined Event Creation and Editing*
 - You can complete all 25Live Event Wizard fields on one convenient screen, which conforms to configurations and custom attributes you have set up in 25Live Configuration and Administration.
- *Quick Task Viewing and Completion on the Go*
 - Just tap on the Tasks section to view task details and complete.

Pricing

- Usability improvements for how you select and change rate groups per line item.

Reports

- New standard report, "Event Location Feature Prefs - Excel." This report shows you a summary list of all location features and the number of requests for each. You can also see a list of events with location feature preferences for use with Schedule25 Optimizer.

Dashboard

- Improvements to the "Your Upcoming Events" Dashboard widget.

Administration Utility

Security and Sharing

- Users can now email or share searches with selected security groups via a new Email Security Groups functional security setting.

Pricing

- A new Pricing function-- Pricing Times--has been added that provides the ability to specify whether pricing for events should be applied to the entire event (including setup, takedown, pre- and post time) or just to the time the event is occurring. **Note:** This function existed in R25 and has now been implemented in 25Live.

25Live v26 - What's new?

Test Sites:

Mobile: <https://25live.collegenet.com/emoryt/mobile.html>

Desktop:

<https://25live.collegenet.com/emoryt/>

- GoLive Target: May 10, 2016

25Live v26 – What's new?

Questions



Thank you for coming!

*Thank
You*